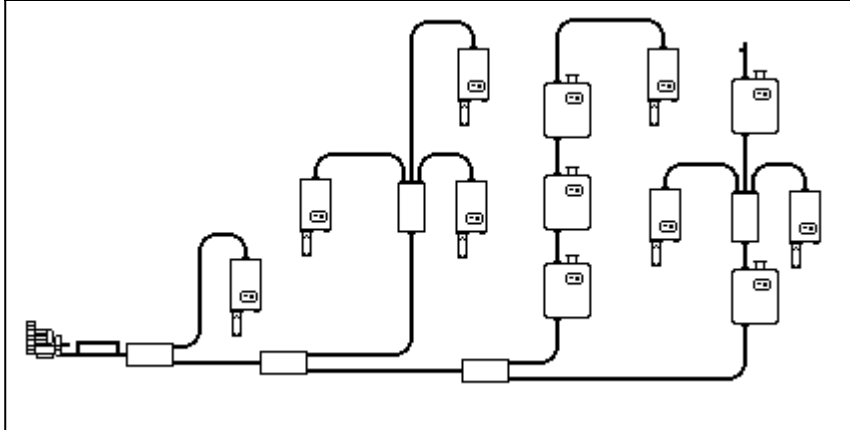


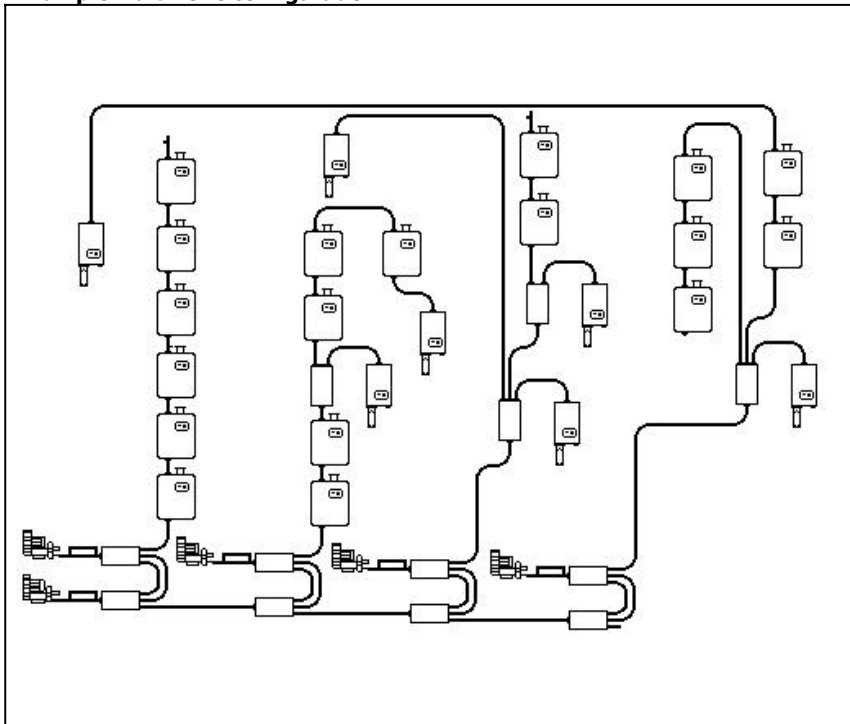
# Systemdescription AC 3000

## Example single zone configuration



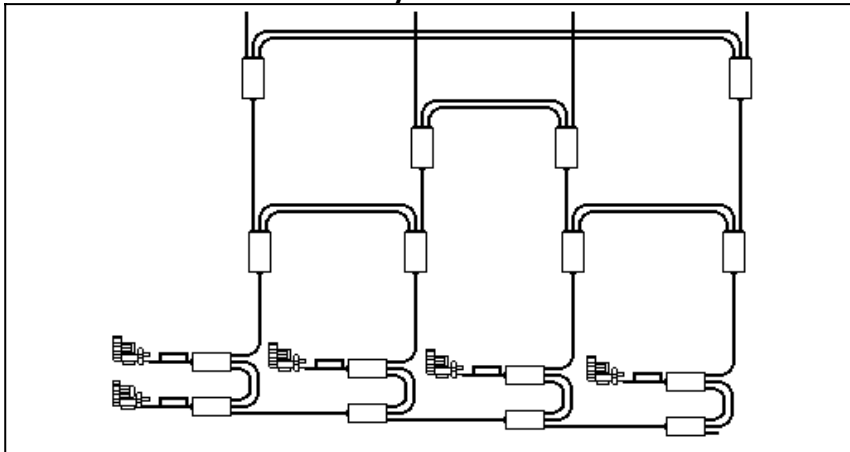
In this system, independent to the stage of operation, at any station a carrier can be stored. Inserted into the station, a carrier will be always transported by the direct way to its destination. After one sending process has been finished, the next carrier can start. All station- and diverter types can be mixed up in one zone.

## Example Multi zone configuration



In difference to a single zone system, the shown system layout can be divided into various independent working zones. Our system AC 3000 allows, to divide into up to 32 (64) zones. These zones are connected together by a transfer system. Inside this transfer area the carriers are stored in so-called waiting lines. They continue their way immediately, when the receiving zone is free. If the receiving zone is already free (standard case), the carrier continues its way immediately. Because each zone has its independent air supply, in each zone a transmission can take place at the same time. Through dividing a system into multi zone configuration, in relation to the number of zones, an increasing amount of carriers can be transported at the same time. Through this, the performance per hour of the complete system will increase tremendously. For example, in the system shown on the left side, 10 carriers can be transported at the same time.

## Universal network of a multi zone system



As an additional possibility of extension, the separate zones of a system can be connected by a universal network. This means, that the transfers between separate zones is not only done by the main-transfer-area, but there is the possibility of various interchanges. Through this, basically the shortest route is assigned to a carrier. This means again a faster transfer procedure and an additional increase of the system performance.